



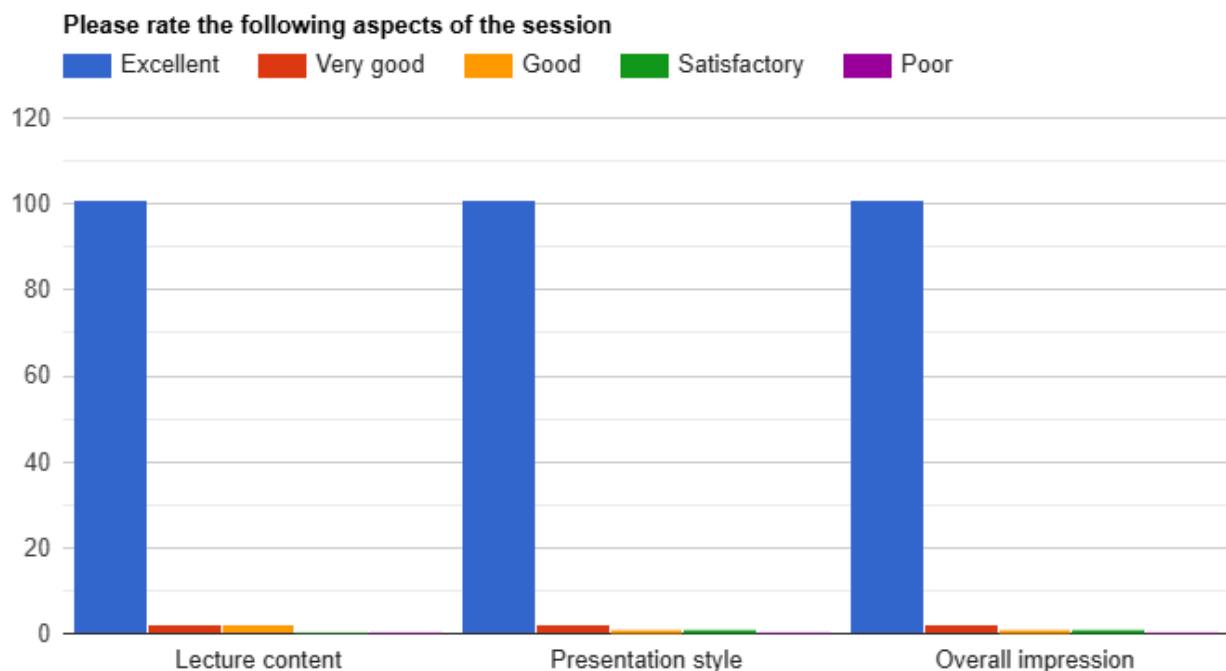
Summary Feedback

ST1 – ST4 Teaching Programme 2025

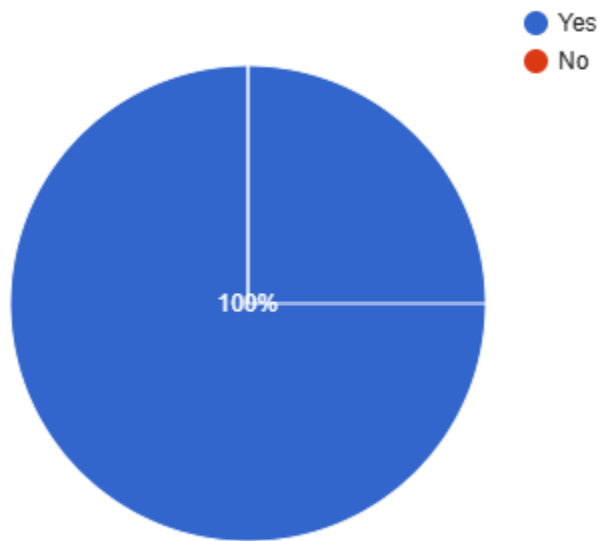
**FRCR 2B Practice Viva (Session 127) - DKT Masterclass
Mock Exam Viva
(13th November 2025)
Delivered By:
(Misha Kathirgamanathan)**

Summary Points:

- ST1-ST4 teaching programme 2025 – FRCR 2B Practice Viva Session 127: 2 hours teaching time
- Total Attendees: 300 from 30 Countries (Algeria, Bahamas, Bahrain, Bangladesh, Canada, Dominica, Egypt, Ghana, Hong Kong, India, Iraq, Jordan, Kenya, Libya, Malaysia, Nigeria, Norway, Oman, Pakistan, Saudi Arabia, Somalia, South Africa, Sri Lanka, Sudan, Türkiye, UAE, UK, Ukraine, Yemen, Zimbabwe).
- Total feedback received from 105 participants



Did you find it useful
105 responses

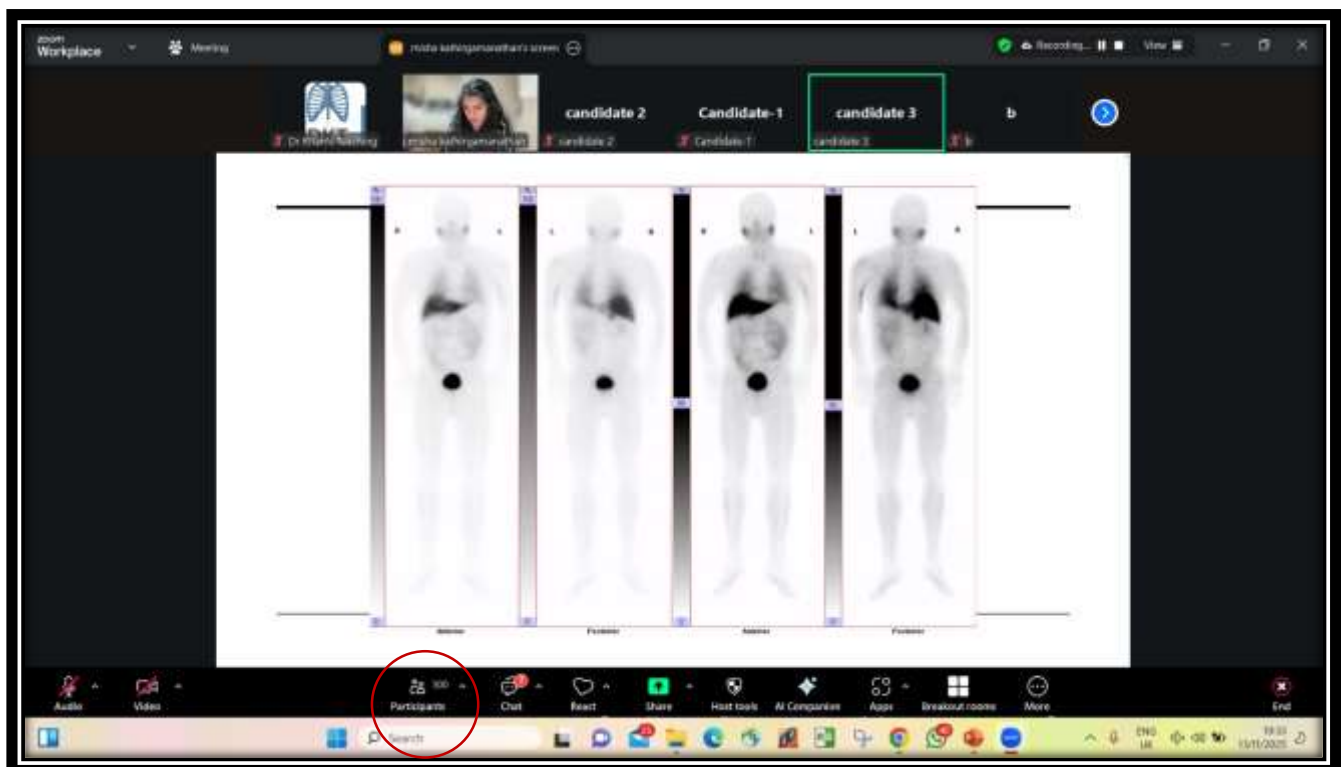


Testimonials

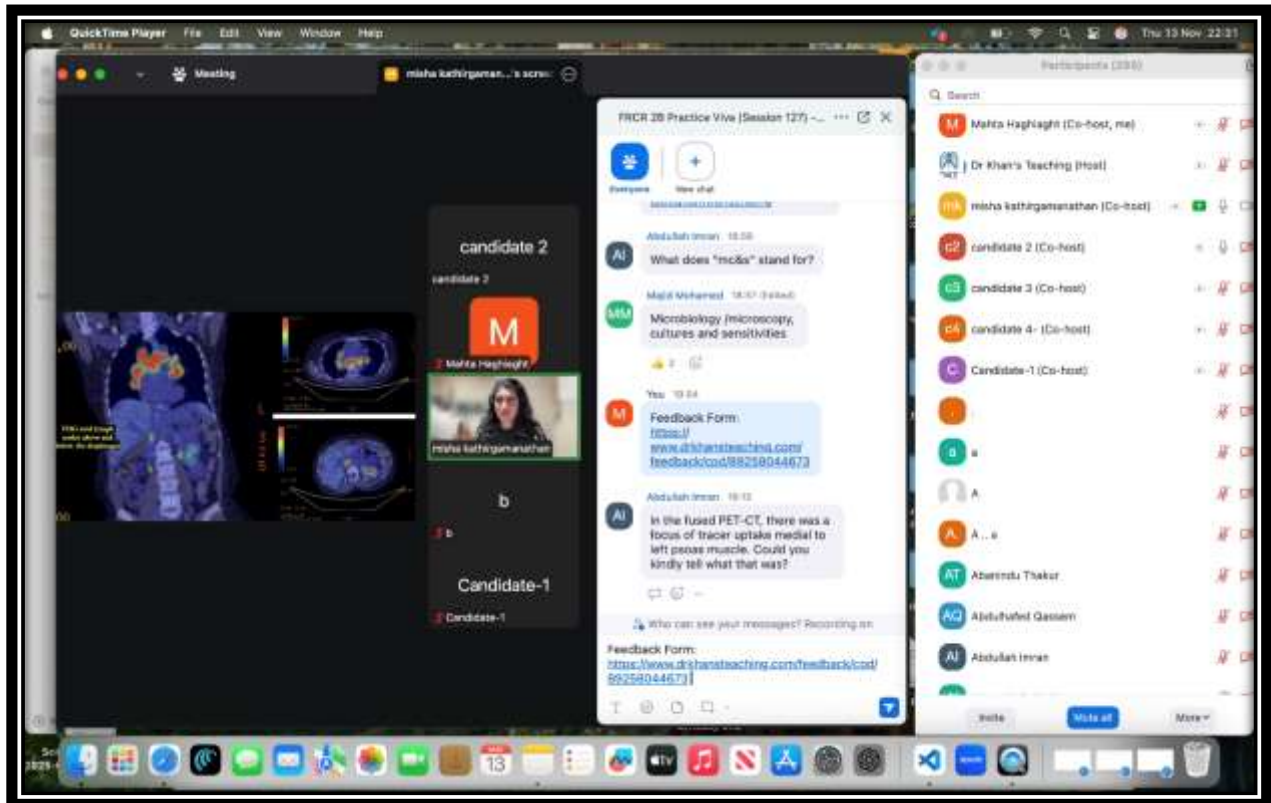
- Dr. Misha was really great. She gave a lot of practical tips and tricks for the exam. She had a variety of interesting cases. She included a lot of nuclear medicine cases, which was very helpful (UK).
- Very organized, talented teacher giving clear, concise feedback in an exam-oriented manner; many thanks (Egypt).
- Nuclear medicine is fairly alien- these lectures are valuable in making it more accessible to the rest of us (Zimbabwe).
- Detailed feedback Keeping in view the RCR criteria was a wonderful way to improve us. Please take more sessions (UK).
- Very detailed, authentic, and reliable feedback from the examiner was useful. Clear focusing on the exam viva components. Excellent case selection in keeping with normal practice (Saudi Arabia).
- The feedback provided by Dr. Misha, especially the written content on slides, was useful (Saudi Arabia).
- The way ma'am showed points with diagnosis at the end of cases was most useful (Pakistan).
- The useful tips for exams were the most useful aspect of the lecture (Oman).
- All the aspects were useful (Nigeria).
- Every aspect of the session made nuclear medicine easy to understand (Nigeria).
- Written concise descriptions of the cases were excellent (Pakistan).
- Very good and detailed explanation along with a good discussion. Excellent work (UAE).

- The feedback and the comments to the candidates, the feedback with dx, and all the most important points said and evaluating each candidate and what to work on were useful (Egypt).
- Nice discussion (Sudan).
- The nuclear part and the brief informative way that we can follow to present cases and save time were useful (Saudi Arabia).
- Very interesting and informative session. The nuclear medicine cases discussed were very educative too. Thank you so much (Nigeria).
- Amazing session showing very important nuclear medicine cases, which we see very less often in our general practice. Appreciated (Pakistan).
- Discussion and resume about how to give key information and precise answers in a timely manner was useful (Algeria).
- The teaching methodology and giving updated radiological knowledge was useful (Somalia).
- Exceptional material delivery as always! (Zimbabwe).
- The clear explanation of cases was useful (Hong Kong).
- Very nice cases (UK).
- Feedback was very detailed (Canada).
- The detailed feedback on the cases was most useful (UK).
- Written and verbal feedback was useful (Pakistan).
- Nice session (Pakistan).
- Excellent session, cases, and teaching (Pakistan).
- Great session (Libya).
- All aspects were useful (UK).
- Feedback is really valuable, and the slides with how to answer are great (UK).
- Discussion and approach to each of the cases was useful (Sri Lanka).
- Written answer format was useful (Pakistan).
- All the aspects are great (Iraq).
- The cases and feedback were useful (Egypt).
- The feedback and written explanations were useful (Norway).
- The lecture delivery and feedback tone were useful (Pakistan).
- The detailed feedback with clear model answers was fantastic (UK).
- The answers were very well organized (Pakistan).
- Practical and pertinent to my practice (UAE).
- Truly amazing (Malaysia).
- Excellent session, very good feedback, nice examiner (Pakistan).
- The feedback of cases with important points was useful (UK).
- The illustration way after each candidate is great (Egypt).
- Really liked the emphasis on nuclear medicine, as these are often neglected (UK).
- The nuclear cases were excellent (Saudi Arabia).
- The variety of cases and summary slides was useful (Saudi Arabia).
- It was perfect (UAE).
- Brilliant and very well organized (Iraq).
- Excellent session covering all modalities (UK).

- Nice cases and scoring according to the new exam style (UK).
- Brilliant cases (Iraq).
- The written answers were quite helpful (Pakistan).
- The modal answers were succinct and gave a good idea of what to speak in the actual exam (UK).
- Excellent cases & sessions by Dr. Misha! (Pakistan).
- Great session with details of nuclear medicine (UK).
- Crisp and very helpful. Thanks a lot (India).
- Excellent, particularly nuclear scans (Pakistan).
- Brilliant as always (UAE).
- Very good learning experience (Pakistan).
- Great as usual (Egypt).
- Really excellent session, thank you (UK).
- Amazing session (UK).
- Very helpful and informative, thanks (UK).
- Great session (Iraq).
- 10/10 session. Very good experience (UK).
- Excellent and succinct (Nigeria).
- An excellent teaching session (Nigeria).
- Super excellent (Nigeria).
- Excellent forum for learning radiology (Pakistan).



FRCR 2B Practice Viva (Session 127) - DKT Masterclass- Mock Exam Viva



=====XX=====XX=====